

Passive Model Portfolio Risk Level 10

October 2023

Information in this factsheet is at the last valuation point on 31st October 2023 (except where indicated).

Portfolio Overview

Objective: To provide a long-term total return above that of the UK Consumer Price Index (CPI) +4%

Investments: The portfolio will be actively managed and invest in multiple asset classes with a portfolio of collective investment schemes, commodity and property funds.

Strategy: The investment manager has the discretion to weight the portfolio towards any investment type, or geographical region, at any time provided it is compatible with the investment objective, risk parameters and policy of the portfolio as a whole.

Key Facts

Investment Managers	Chris Fernyhough John Mitchell Alex Young
Entry Fees	None
Exit Charge	None
Annual Management Charge (AMC)	0.20% + VAT
OCF	0.23% (in addition to AMC)
Performance Fee	None

Portfolio Manager - Facet

Established in 1979, FACET Investment Management Limited is a provider of investment management services to both individuals and corporate clients. Our multi-asset class portfolios give exposure to a wide variety of opportunities and help to manage risk within portfolios. Historically Facet's model portfolios have consistently outperformed numerous established benchmarks and comparable indices.

Key Investment Managers

Chris Fernyhough - Chris has over 15 years' experience managing multi-asset portfolios. Prior to becoming Managing Director of FACET, Chris worked at WH Ireland establishing their Bristol office. He also worked at Newland in the wealth management division. He holds a distinction in the PCIAM exam and is a Chartered Wealth Manager as well as holding Chartered FCSI status with the CISI

John Richard Mitchell - John has a career spanning over 40 years in both equities and bonds. He managed risk at Credit Suisse before moving to Royal London where he implemented risk for their first geared fund. John was also involved in the founding of Newland Financial where he was the compliance director.

Alex Young - Alex has been in Financial Services with FACET for 20 years. He is a qualified IFA as well as holding IMC, a certificate in Discretionary Investment Management, a certificate in Securities Advice and Dealing and a diploma in Technical Analysis.

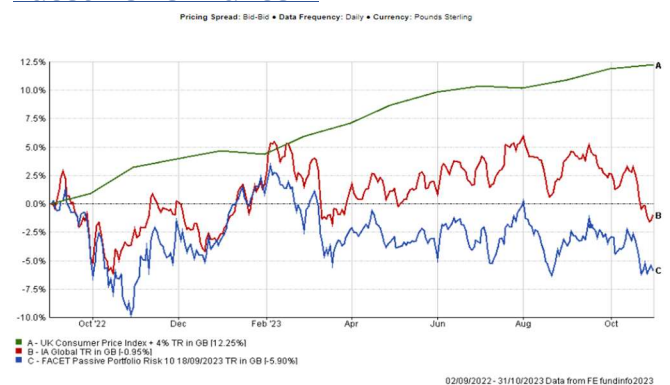
Risk Report



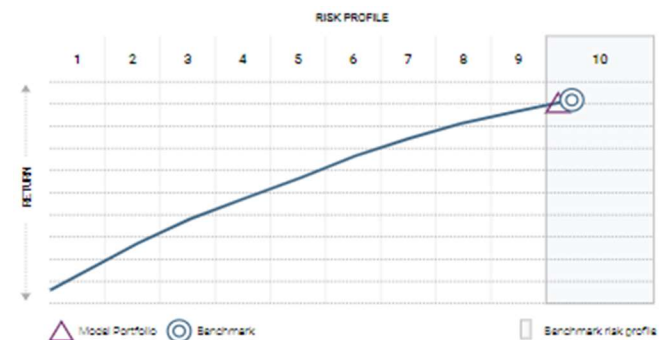
Lower risk Higher risk

The indicator is based on historical data and may not be a reliable indication of the future risk profile. The lowest category does not mean 'risk free'

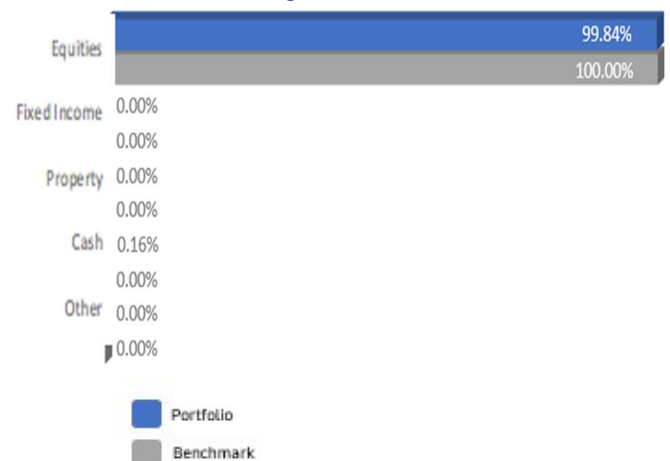
Facet Performance**



Efficient Frontier



Fund Breakdown by Asset Class



Top 5 Holdings

Holding	% of Portfolio
Fidelity Index Emerging Markets P	22%
iShares Core MSCI EM IMI ETF	22%
iShares Edge MSCI Emerging Markets Minimum Volatility ETF	22%
Fidelity Index Pacific ex Japan P	13%
HSBC Pacific Index C	13%
	92%

Portfolio Manager's Comments

Bond yields continued to rise in the US and the UK as inflation remained stubbornly high, putting pressure on central banks to keep interest rates higher for longer. The Federal Reserve chairman, Jerome Powell, warned that another interest rate hike could not be ruled out by year end. As we have often seen during the rate hiking cycle, good news on the economy can be bad for bonds and stocks alike. The US economy grew 4.9% year-on-year in the third quarter. This was stronger than expected and a big improvement on the 2.1% growth in the second quarter. It was a challenging backdrop for stocks. The US index fell 2.2%, led by technology stocks like Apple, Tesla and Amazon. In the UK, the main index fell 3.76%, dragged lower by shares in energy and the banking sector, where high interest rates are starting to harm their mortgage books and consumers generally. Retail stocks also fell ahead of what could be a difficult Christmas period for households. The UK 10-year Gilt yield rose to 4.51% and it was not surprising to see a deterioration in the UK economic outlook and falling consumer confidence showing up in economic data releases. However, with UK inflation running at 6.7%, significantly higher than the US at 3.7%, Bank of England Governor Andrew Bailey said that some members of the monetary policy committee are determined to keep high interest rates unchanged. The European Central Bank (ECB) also kept their interest rates on hold, but in response to a growing sense of crisis in the European bond markets. Italy, one of the weakest links in the EU economic chain, saw their yields rise to 5%; raising the country's annual debt servicing costs by EUR 10 billion. The ECB also stepped back from their quantitative tightening plans which the market feared represented a very real risk of policy error. October was a difficult month for both stocks and bonds, but a combination of factors appears to have had a moderating effect on the three major central banks. If markets start to believe that the interest rate hiking cycle is finally over, it could be the catalyst for a swift recovery which could catch out the overly cautious.

In October, although lost value, this portfolio still outperformed its benchmark. It is still the opinion of the investment committee we are in a good mix of funds that will produce a continued performance over the selected benchmark over the medium to longer term. We continue to monitor the portfolio, looking for possible improvements we can make to our respective portfolios.

We continue to avoid property funds due to concerns of the liquidity in the property sector.

Any position changes made in the portfolios should not be taken as a buy or sell signal of any assets.

Portfolio Performance

	Facet Portfolio Risk 10	IA Global	UK Consumer Price Index + 4%
1m	-2.92	-3.54	N/A
3m	-5.72	-6.29	1.84
6m	-2.60	-2.04	3.27
1yr	3.58	1.91	8.78
3yr		18.98	36.11
5yr		41.83	50.51
10yr		118.86	97.17

Issued by FACET Investment Management Limited, which is authorised and regulated by the Financial Conduct Authority. FRN: 131372.

Further information is available from:

FACET Investment Management Ltd 2 Charlwood Court County Oak Way Crawley RH11 7XA

Registered in England No 01931757

One month CPI not available

**Using Facet Aviva Risk 4 performance pre-1st March 2020, and Facet Model Portfolio Risk 10 post 1st March. This is due to Facet only running risk models 1-4 as opposed to the new 1-10 risk models available now.

IMPORTANT INFORMATION This document has been produced by FACET Investment Management Limited for information only and represents the views of the investment manager at the time of writing. It should not be construed as Investment Advice. No investment decisions should be made without first seeking advice. The Model Portfolio Risk Level 10 is managed by Facet Investment Management Limited, which is authorised and regulated by the Financial Conduct Authority. Before making an investment, you should ensure that you have read and understood the relevant Key Investor Information documents, for all the underlining funds within the portfolio

Slight deviations in the underlying assets for this portfolio may be required subject to availability of investments on the investment platform you are with. Not all platforms have our preferred investment choices available. In this instance, appropriate substitutions will be made.

WARNINGS The Model Portfolio Risk Level 10 is subject to normal stock market fluctuations and other risks inherent in such investments. The value of your investment and the income derived from it can go down as well as up, and you may not get back all the money that you invested. Investments in overseas equities may be affected by changes in exchange rates, which could cause the value of your client's investment to increase or diminish. You should regard their investment as medium to long term. Past performance is not a guide to future performance. Every effort is taken to ensure the accuracy of this data, but no warranties are given. Some of the funds within the portfolio could in exceptional circumstances be subject to a temporary suspension.

All performance figures are cumulative and do not include external or FACET charges

The models are available on a range of platforms and as such holdings, charges and performance may vary

The ongoing charges figure (OCF) shown is correct as at the date of this factsheet but will vary in future depending on the holdings within the Model Portfolio Expense - The portfolio expense is calculated using the weighted value of the Ongoing Costs Ex Ante of the portfolio constituents. Where the Ongoing Costs Ex Ante is not available the OCF is used, and where this is not available the TER is used