

Model Portfolio Risk Level 2

December 2023

Information in this factsheet is at the last valuation point on 31st December 2023 (except where indicated).

Portfolio Overview

Objective: To provide a long-term total return above that of the UK Consumer Price Index (CPI) +1%

Investments: The portfolio will be actively managed and invest in multiple asset classes with a portfolio of collective investment schemes, commodity and property funds.

Strategy: The investment manager has the discretion to weight the portfolio towards any investment type, or geographical region, at any time provided it is compatible with the investment objective, risk parameters and policy of the portfolio as a whole.

Key Facts

Investment Managers	Chris Fernyhough John Mitchell Alex Young
Entry Fees	None
Exit Charge	None
Annual Management Charge (AMC)	0.40% + VAT
OCF	0.29% (in addition to AMC)
Performance Fee	None

Portfolio Manager - Facet

Established in 1979, FACET Investment Management Limited is a provider of investment management services to both individuals and corporate clients. Our multi-asset class portfolios give exposure to a wide variety of opportunities and help to manage risk within portfolios. Historically Facet's model portfolios have consistently outperformed numerous established benchmarks and comparable indices.

Key Investment Managers

Chris Fernyhough - Chris has over 15 years' experience managing multi-asset portfolios. Prior to becoming Managing Director of FACET, Chris worked at WH Ireland establishing their Bristol office. He also worked at Newland in the wealth management division. He holds a distinction in the PCIAM exam and is a Chartered Wealth Manager as well as holding Chartered FCSI status with the CISI

John Richard Mitchell - John has a career spanning over 40 years in both equities and bonds. He managed risk at Credit Suisse before moving to Royal London where he implemented risk for their first geared fund. John was also involved in the founding of Newland Financial where he was the compliance director.

Alex Young - Alex has been in Financial Services with FACET for 20 years. He is a qualified IFA as well as holding IMC, a certificate in Discretionary Investment Management, a certificate in Securities Advice and Dealing and a diploma in Technical Analysis.

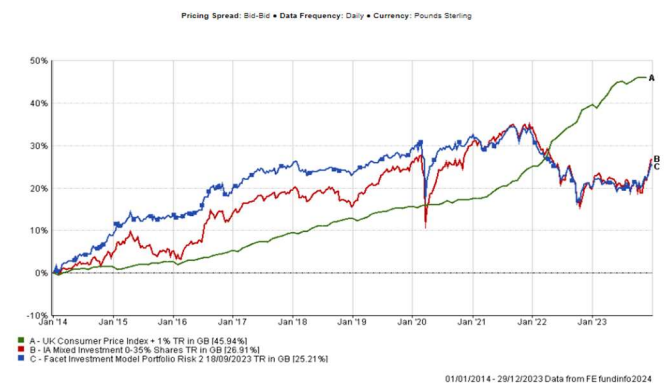
Risk Report



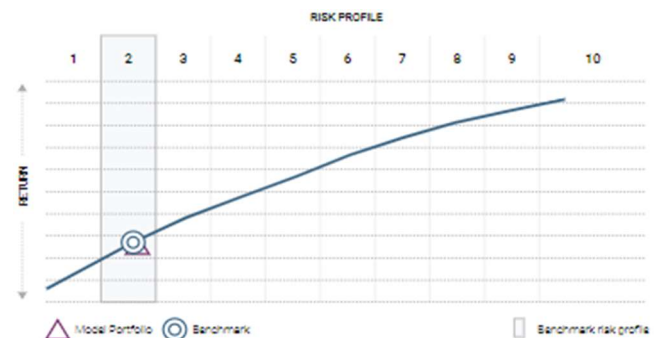
Lower risk —————> Higher risk

The indicator is based on historical data and may not be a reliable indication of the future risk profile. The lowest category does not mean 'risk free'

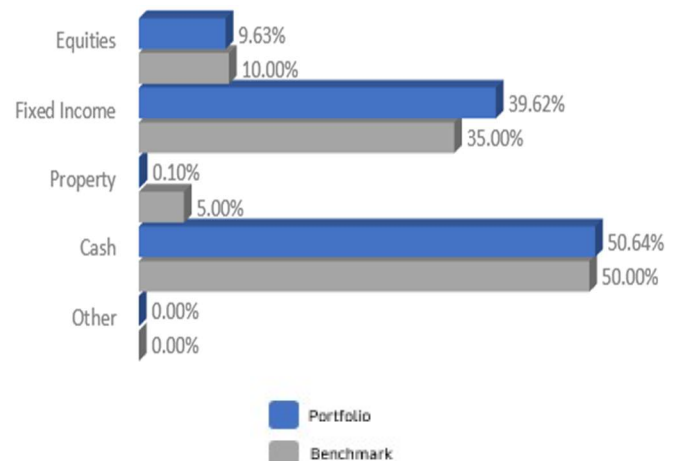
Facet Performance**



Efficient Frontier



Fund Breakdown by Asset Class



Top 5 Holdings

Holding	% of Portfolio
BlackRock Cash	17%
ASI Sterling Money Market	16.5%
Royal London Short Term Money Market	16.5%
iShares Gilts All Stocks Index	10%
Royal London Index Linked	9%
	69%

Portfolio Manager's Comments

The positive momentum seen in global stock markets in November, carried on into December with the US and UK main indexes rising by 4.5% and 3.75% respectively. The fall in US inflation, down to 3.1% in November, gave the US Federal Reserve the confidence to issue more reassuring forward guidance on interest rates in 2024. This was reflected in the US bond market where the US 10-year Treasury yield fell from 4.35% to 3.86%. There was a similar fall in the UK 10-year yield despite UK inflation remaining stubbornly high at 3.9%. However, markets will expect both the Bank of England and the European Central Bank to follow the Federal Reserve if they see fit to cut interest rates in the summer or autumn months. For now, just the fact that the interest rate hiking cycle appears to have ended was sufficient to underpin a significant rise in both stocks and bonds into the year end. The US dollar weakened around 2% against the basket of major currencies and Sterling was 1% stronger against the US dollar. The slightly weaker US dollar helped to drive the price of gold to a new all-time high of \$2,075. Despite better news on the inflation front, there remained some caution on the state of the developing world economies trying to cope with interest rates which, for now, remain high. The price of oil, a reliable indicator of levels of economic activity, fell 6.7% to \$77 per barrel, a significant drop from \$93 seen in September following production cuts announced by OPEC. However, the price has also been influenced by geopolitical concerns in the Middle East which appeared to be escalating into the new year.

In December the portfolio underperformed the Sector Average again. There have not been any amendments to funds or allocation rates this month. However, if the underperformance continues, the committee will need to review funds that make up the portfolio. The committee believe we continue to be in a strong position to take advantage of any upward move as well as defensive against any falls in the market. We are still of the opinion that the funds are positioned well for 2024 to produce a good performance, we will continue to monitor the situation and make amendments where necessary.

We continue to avoid property funds due to concerns of the liquidity in the property sector.

Any position changes made in the portfolios should not be taken as a buy or sell signal of any assets.

Portfolio Performance

	Facet Portfolio Risk 2	IA Mixed Investment 0-35% Shares	UK Consumer Price Index + 1%
1m	2.11	3.30	N/A
3m	3.37	5.41	-0.06
6m	4.19	5.11	0.57
1yr	3.94	5.74	4.49
3yr	-5.65	-3.08	24.15
5yr	1.22	9.30	29.13
10yr	24.72	26.66	45.94

Issued by FACET Investment Management Limited, which is authorised and regulated by the Financial Conduct Authority. FRN: 131372.

Further information is available from:

FACET Investment Management Ltd 2 Charlwood Court County Oak Way Crawley RH11 7XA

Registered in England No 01931757

One month CPI not available

****Using Facet Aviva Risk 1 performance pre-1st March 2020, and Facet Model Portfolio Risk 2 post 1st March. This is due to Facet only running risk models 1-4 as opposed to the new 1-10 risk models available now.**

IMPORTANT INFORMATION This document has been produced by FACET Investment Management Limited for information only and represents the views of the investment manager at the time of writing. It should not be construed as Investment Advice. No investment decisions should be made without first seeking advice. The Model Portfolio Risk Level 2 is managed by Facet Investment Management Limited, which is authorised and regulated by the Financial Conduct Authority. Before making an investment, you should ensure that you have read and understood the relevant Key Investor Information documents, for all the underlining funds within the portfolio

Slight deviations in the underlying assets for this portfolio may be required subject to availability of investments on the investment platform you are with. Not all platforms have our preferred investment choices available. In this instance, appropriate substitutions will be made.

WARNINGS The Model Portfolio Risk Level 2 is subject to normal stock market fluctuations and other risks inherent in such investments. The value of your investment and the income derived from it can go down as well as up, and you may not get back all the money that you invested. Investments in overseas equities may be affected by changes in exchange rates, which could cause the value of your client's investment to increase or diminish. You should regard their investment as medium to long term. Past performance is not a guide to future performance. Every effort is taken to ensure the accuracy of this data, but no warranties are given. Some of the funds within the portfolio could in exceptional circumstances be subject to a temporary suspension.

All performance figures are cumulative and do not include external or FACET charges

The models are available on a range of platforms and as such holdings, charges and performance may vary

The ongoing charges figure (OCF) shown is correct as at the date of this factsheet but will vary in future depending on the holdings within the Model Portfolio Expense - The portfolio expense is calculated using the weighted value of the Ongoing Costs Ex Ante of the portfolio constituents. Where the Ongoing Costs Ex Ante is not available the OCF is used, and where this is not available the TER is used