

# Model Portfolio Risk Level 5

July 2022

Information in this factsheet is at the last valuation point on 31<sup>st</sup> July 2022 (except where indicated).

## Portfolio Overview

**Objective:** To provide a long-term total return above that of the UK Consumer Price Index (CPI) +2%

**Investments:** The portfolio will be actively managed and invest in multiple asset classes with a portfolio of collective investment schemes, commodity and property funds.

**Strategy:** The investment manager has the discretion to weight the portfolio towards any investment type, or geographical region, at any time provided it is compatible with the investment objective, risk parameters and policy of the portfolio as a whole.

## Key Facts

Investment Managers	<b>Chris Fernyhough</b> <b>John Mitchell</b> <b>Alex Young</b>
Entry Fees	<b>None</b>
Exit Charge	<b>None</b>
Annual Management Charge (AMC)	<b>0.40% + VAT</b>
OCF	<b>0.66% (In addition to AMC)</b>
Performance Fee	<b>None</b>

## Portfolio Manager - Facet

Established in 1979, FACET Investment Management Limited is a provider of investment management services to both individuals and corporate clients. Our multi-asset class portfolios give exposure to a wide variety of opportunities and help to manage risk within portfolios. Historically Facet's model portfolios have consistently outperformed numerous established benchmarks and comparable indices.

## Key Investment Managers

**Chris Fernyhough** - Chris has over 15 years' experience managing multi-asset portfolios. Prior to becoming Managing Director of FACET, Chris worked at WH Ireland establishing their Bristol office. He also worked at Newland in the wealth management division. He holds a distinction in the PCIAM exam and is a Chartered Wealth Manager as well as holding Chartered FCSI status with the CISI

**John Richard Mitchell** - John has a career spanning over 40 years in both equities and bonds. He managed risk at Credit Suisse before moving to Royal London where he implemented risk for their first geared fund. John was also involved in the founding of Newland Financial where he was the compliance director.

**Alex Young** - Alex has been in Financial Services with FACET for 20 years. He is a qualified IFA as well as holding IMC, a certificate in Discretionary Investment Management, a certificate in Securities Advice and Dealing and a diploma in Technical Analysis.

## Risk Report

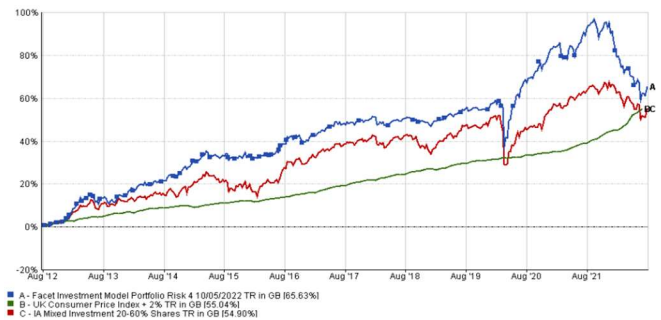


Lower risk 
➔
 Higher risk

*The indicator is based on historical data and may not be a reliable indication of the future risk profile. The lowest category does not mean 'risk free'*

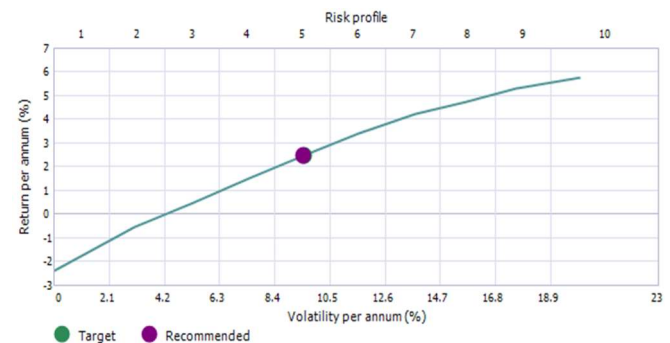
## Facet Performance\*\*

Pricing Spread: Bid-Bid • Data Frequency: Daily • Currency: Pounds Sterling

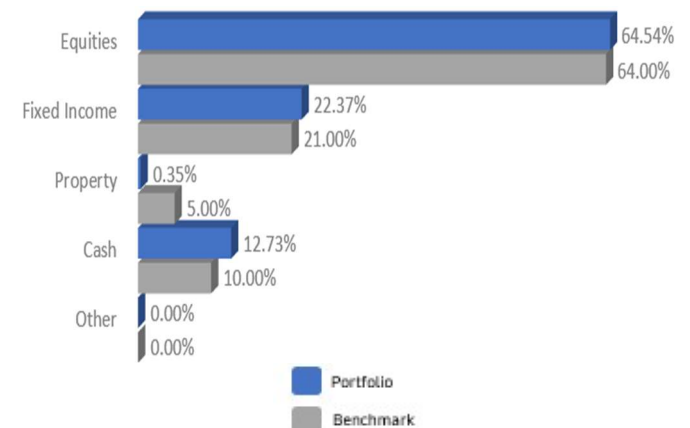


01/08/2012 - 28/07/2022 Data from FEfundinfo2022

## Efficient Frontier



## Fund Breakdown by Asset Class



## Top 5 Holdings

Holding	% of Portfolio
MI Chelverton UK Equity Growth	12%
Slater Recovery	12%
JPM US Select C Acc	11%
BNY Mellon US Equity Income	8.5%
Premier Miton European Opps	6%
	<b>49.5%</b>

## Portfolio Manager's Comments

In anticipation of a further rise in inflation over the coming months, markets priced in the increased likelihood of a subsequent recession. Bond yields, which indicate future moves in interest rates, turned lower and prices of bonds, which fell last month, rose as a result. The prospect of lower rates also gave some support to stocks, particularly those growth stocks which were victims of last month's indiscriminate sell off. The US stock market, heavily weighted by large growth stocks like Amazon and Tesla, rose over 9% while the UK index also bounced back from the June losses, rising 4.5%, and back to where it started the year. The upward march of the US dollar against all other major currencies also reversed course and Sterling strengthened a couple of percentage points to \$1.215. Commodities also reversed course and Brent crude ended the month at \$102 per barrel, well down from the peak of \$119 in early June. US GDP data confirmed what many predicted that the US economy had entered a technical recession. Looking through the details, it was evident that businesses cautiously held back on investment and the retail and motor vehicle dealerships let their inventories run down, putting a dampener on production. However, Federal Reserve Governor, Jerome Powell, expressed a positive view on the figures and, whilst acknowledging the technical downturn of two consecutive quarters of negative growth, cited continued strength in the labour markets which continues to prop up demand. This is an important factor as the all-important third quarter earnings season looms into view in early October. As a barometer of economic health of the US economy over the summer months, it is by far the most important earnings season in any year, but especially this year. Company CEOs and their boards of directors have been very cautious in their profit forecasts over the last few years, and with good reason. Whilst financial analysts have tried to look through this caution to gauge a true picture of profitability, better than expected sales and profits have repeatedly caught investors out. This may be understandable against a backdrop of persistently gloomy headlines but, whilst volatile, the bounce in global markets gives an indication that investors see the real risk as being out of markets altogether.

No amendments were made to this portfolio this month as it is believed that we are in a strong position to take advantage of any recovery in the market. However, we do still monitor the funds that make up this portfolio for any weakness.

Throughout July the markets have improved and our portfolios have reflected the positive change. We still maintain that over a medium to long term, our investment theory and asset allocation strategy will prevail and produce good returns, however we appreciate that in the current climate this could still cause short term poor performance. We believe that these are short term issues and will be resolved soon, however we are keeping a very close eye on global developments and are ready to alter our strategy should events force us to.

## Portfolio Performance

	Facet Portfolio Risk 5	IA Mixed Investment 20-60% Shares	UK Consumer Price Index + 2%
1m	2.88	1.97	N/A
3m	-3.57	-2.16	1.84
6m	-6.40	-4.00	6.87
1yr	-15.41	-5.23	11.62
3yr	11.07	4.77	19.80
5yr	16.33	11.84	30.18
10yr	73.16	56.32	55.47

*Issued by FACET Investment Management Limited, which is authorised and regulated by the Financial Conduct Authority. FRN: 131372.*

*Further information is available from:*

*FACET Investment Management Ltd 2 Charlwood Court County Oak Way Crawley RH11 7XA*

*Registered in England No 01931757*

*One month CPI not available*

**\*\*Using Facet Aviva Risk 2 performance pre-1st March 2020, and Facet Model Portfolio Risk 5 post 1<sup>st</sup> March. This is due to Facet only running risk models 1-4 as opposed to the new 1-10 risk models available now.**

**IMPORTANT INFORMATION** This document has been produced by FACET Investment Management Limited for information only and represents the views of the investment manager at the time of writing. It should not be construed as Investment Advice. No investment decisions should be made without first seeking advice. The Model Portfolio Risk Level 5 is managed by Facet Investment Management Limited, which is authorised and regulated by the Financial Conduct Authority. Before making an investment, you should ensure that you have read and understood the relevant Key Investor Information documents, for all the underlining funds within the portfolio

Slight deviations in the underlying assets for this portfolio may be required subject to availability of investments on the investment platform you are with. Not all platforms have our preferred investment choices available. In this instance, appropriate substitutions will be made.

**WARNINGS** The Model Portfolio Risk Level 5 is subject to normal stock market fluctuations and other risks inherent in such investments. The value of your investment and the income derived from it can go down as well as up, and you may not get back all the money that you invested. Investments in overseas equities may be affected by changes in exchange rates, which could cause the value of your client's investment to increase or diminish. You should regard their investment as medium to long term. Past performance is not a guide to future performance. Every effort is taken to ensure the accuracy of this data, but no warranties are given. Some of the funds within the portfolio could in exceptional circumstances be subject to a temporary suspension.

*All performance figures are cumulative and do not include external or FACET charges*

*The models are available on a range of platforms and as such holdings, charges and performance may vary*

*The ongoing charges figure (OCF) show is correct as at the date of this factsheet but will vary in future depending on the holdings within the Model. Portfolio Expense - The portfolio expense is calculated using the weighted value of the Ongoing Costs Ex Ante of the portfolio constituents. Where the Ongoing Costs Ex Ante is not available the OCF is used, and where this is not available the TER is used*