

Model Portfolio Risk Level 3

April 2022

Information in this factsheet is at the last valuation point on 30th April 2022 (except where indicated).

Portfolio Overview

Objective: To provide a long-term total return above that of the UK Consumer Price Index (CPI) +1%

Investments: The portfolio will be actively managed and invest in multiple asset classes with a portfolio of collective investment schemes, commodity and property funds.

Strategy: The investment manager has the discretion to weight the portfolio towards any investment type, or geographical region, at any time provided it is compatible with the investment objective, risk parameters and policy of the portfolio as a whole.

Key Facts

Investment Managers	Chris Fernyhough John Mitchell Alex Young
Entry Fees	None
Exit Charge	None
Annual Management Charge (AMC)	0.40% + VAT
OCF	0.49% (In addition to AMC)
Performance Fee	None

Portfolio Manager - Facet

Established in 1979, FACET Investment Management Limited is a provider of investment management services to both individuals and corporate clients. Our multi-asset class portfolios give exposure to a wide variety of opportunities and help to manage risk within portfolios. Historically Facet's model portfolios have consistently outperformed numerous established benchmarks and comparable indices.

Key Investment Managers

Chris Fernyhough - Chris has over 15 years' experience managing multi-asset portfolios. Prior to becoming Managing Director of FACET, Chris worked at WH Ireland establishing their Bristol office. He also worked at Newland in the wealth management division. He holds a distinction in the PCIAM exam and is a Chartered Wealth Manager as well as holding Chartered FCSI status with the CISI

John Richard Mitchell - John has a career spanning over 40 years in both equities and bonds. He managed risk at Credit Suisse before moving to Royal London where he implemented risk for their first geared fund. John was also involved in the founding of Newland Financial where he was the compliance director.

Alex Young - Alex has been in Financial Services with FACET for 20 years. He is a qualified IFA as well as holding IMC, a certificate in Discretionary Investment Management, a certificate in Securities Advice and Dealing and a diploma in Technical Analysis.

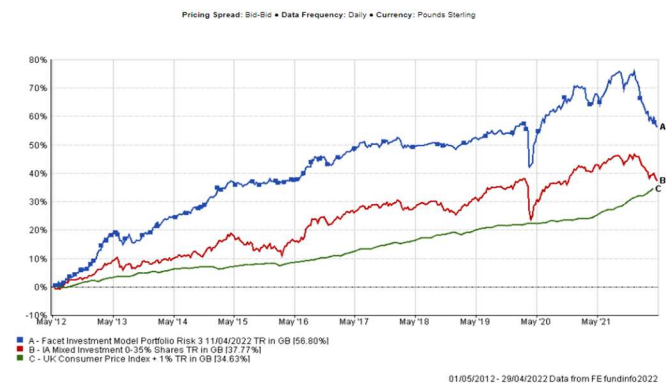
Risk Report



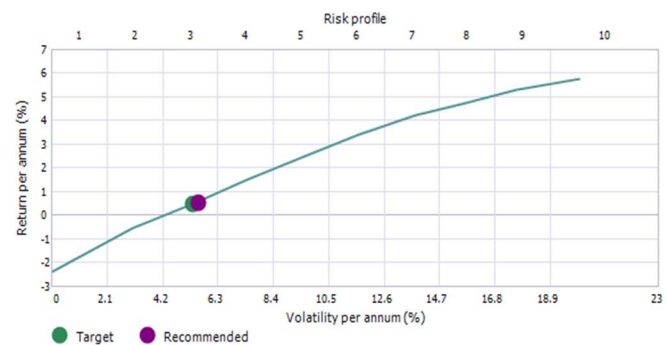
Lower risk
▶
 Higher risk

The indicator is based on historical data and may not be a reliable indication of the future risk profile. The lowest category does not mean 'risk free'

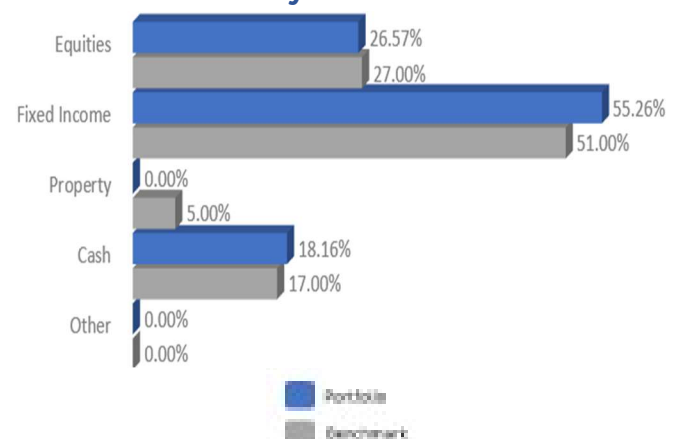
Facet Performance**



Efficient Frontier



Fund Breakdown by Asset Class



Portfolio Performance

Top 5 Holdings

Holding	% of Portfolio
iShares UK Gilts All Stocks Index	10%
M&G Global Macro Bond	9.5%
AXA Sterling Corporate Bond	9%
JH Fixed Interest Monthly Inc	9%
Royal London Index Linked	9%
	46.5%

Portfolio Manager's Comments

Whilst headline news was understandably focused on the ongoing conflict in Ukraine, market attention was watching the actions of the main central banks just as closely. This was reflected in the USA where the bond market priced in a base rate rise to over 2.8% before the end of the year, around 1% higher than was forecast just a month ago. This was perhaps an understandable reaction given the hawkish messages being given out by the Chairman of the Federal Reserve, Jerome Powell, who is under pressure to control inflation which hit an annualised rate of 8.5% in March – the highest since 1981. But the move was interesting for another reason. It inverted the US yield curve, a chart of where the bond market believes interest rates will be next month, next year and out to 25 years and beyond. The inversion meant that, even before interest hikes are implemented by the Fed, the bond market already expects their action to damage the economy, leading to an inevitable need to lower them again in the future. In short, an indicator of a looming recession. This was not lost on the Bank of England Governor, Andrew Bailey, who said “We are walking a very tight line between tackling inflation and the output effects of the real income shock, and the risk that could create a recession”. His words reflect a growing sense of unease that the UK is heading for an uncomfortable period of stagflation – a combination of falling economic growth but rising prices. The rise in US interest rate expectations also had a dramatic effect on the US dollar, which strengthened against all major currencies. Against Sterling, it gained over 5% in March. The Japanese Yen fell 7.2% against the US dollar to Y130 – a level not seen for over 20 years. This was generally quite supportive of the Japanese stock market which fell 2.4% vs a fall in the US market of 8.8%. The same was true of Sterling weakness against the US dollar and the relatively high export-ratio of the constituent UK companies helped to lift the index to a 0.3% gain for the month. The next Bank of England meeting is scheduled for 5th May. UK inflation hit 7% in March and has now been above the Bank’s 2% target for over a year. The temptation to raise interest rates to 1% a raise of 0.25%, may be overwhelming. If the Monetary Policy Committee does vote for such a rise, it will do so knowing that it may make a technical recession inevitable.

The only amendment made to this portfolio was to sell Baillie Gifford Investment Grade Long Bond and split the proceeds equally between Fidelity Short Dated Corporate Bond and M&G Short Dated Corporate Bond, Special care is being taken to monitor any funds that have either Russian investments or are invested in companies that have strong Russian ties. There are no Emerging Market Funds in this portfolio it so has no direct exposure, there may be companies within the holdings that do business in Russia but this will be very limited There have been some short term drops in performances in some funds, this is expected to only be short term.

	Facet Portfolio Risk 3	IA Mixed Investment 0-35% Shares	UK Consumer Price Index + 1%
1m	-2.12	-1.80	N/A
3m	-4.63	-3.43	2.08
6m	-11.31	-5.04	3.51
1yr	-6.84	-3.45	7.33
3yr	12.26	5.01	12.03
5yr	16.72	8.72	19.51
10yr	74.24	37.57	34.63

Issued by FACET Investment Management Limited, which is authorised and regulated by the Financial Conduct Authority. FRN: 131372.

Further information is available from:

FACET Investment Management Ltd 2 Charlwood Court County Oak Way Crawley RH11 7XA

Registered in England No 01931757

One month CPI not available

****Using Facet Aviva Risk 1 performance pre-1st March 2020, and Facet Model Portfolio Risk 3 post 1st March. This is due to Facet only running risk models 1-4 as opposed to the new 1-10 risk models available now.**

IMPORTANT INFORMATION This document has been produced by FACET Investment Management Limited for information only and represents the views of the investment manager at the time of writing. It should not be construed as Investment Advice. No investment decisions should be made without first seeking advice. The Model Portfolio Risk Level 3 is managed by Facet Investment Management Limited, which is authorised and regulated by the Financial Conduct Authority. Before making an investment, you should ensure that you have read and understood the relevant Key Investor Information documents, for all the underlying funds within the portfolio

Slight deviations in the underlying assets for this portfolio may be required subject to availability of investments on the investment platform you are with. Not all platforms have our preferred investment choices available. In this instance, appropriate substitutions will be made.

WARNINGS The Model Portfolio Risk Level 3 is subject to normal stock market fluctuations and other risks inherent in such investments. The value of your investment and the income derived from it can go down as well as up, and you may not get back all the money that you invested. Investments in overseas equities may be affected by changes in exchange rates, which could cause the value of your client's investment to increase or diminish. You should regard their investment as medium to long term. Past performance is not a guide to future performance. Every effort is taken to ensure the accuracy of this data, but no warranties are given. Some of the funds within the portfolio could in exceptional circumstances be subject to a temporary suspension.

All performance figures are cumulative and do not include external or FACET charges

The models are available on a range of platforms and as such holdings, charges and performance may vary

The ongoing charges figure (OCF) shown is correct as at the date of this factsheet but will vary in future depending on the holdings within the Model Portfolio Expense - The portfolio expense is calculated using the weighted value of the Ongoing Costs Ex Ante of the portfolio constituents. Where the Ongoing Costs Ex Ante is not available the OCF is used, and where this is not available the TER is used